



The Kingpin

Mid Central Region
National Model
Railroad Association

January, 2008

Winter Article From the President

Well Santa came early to Division 9 this year.....thanks to Columbus, Cincinnati and Louisville the folks in West Va. now have a bank account....I will always believe that we should help our own and this is proving to be a wonderful endeavor.....We wish you welland Thanks to the Divisions that have helped out with this small project, or brainstorm that I had.

I do hope everyone had a very Merry Christmas and a Happy New Year....from our household to yours we hope that 2008 is better than the previous year and yes Mike Brestal, I will stay off the roof from now on....

Dick Briggs has the first building of our project about ready to market....this looks like it may be a winner, if not we are accepting volunteers for the firing squad from the MCR to take care of the president and vice president...all joking aside the baggage building looks great and is priced right too.....

I am looking forward to May and our visit to Cleveland and the MCR Convention....Gary Sole and his group are working around the clock to make this happen.....Please make plans to attend. These conventions on the local level are much more personal and with a lot of hands on instruction. Four days of nothing but Model Railroading and fun.....if it were more fun it would be against the law....

Thanks for all the articles that you are sending to the editor of the KingPin, Nat is really enjoying them and getting them ready to publish.....we appreciate the interest in you doing those articles. keep them coming.

I am now learning more of the stuff about resistance soldering so that proves that you can teach an old dog new tricks....

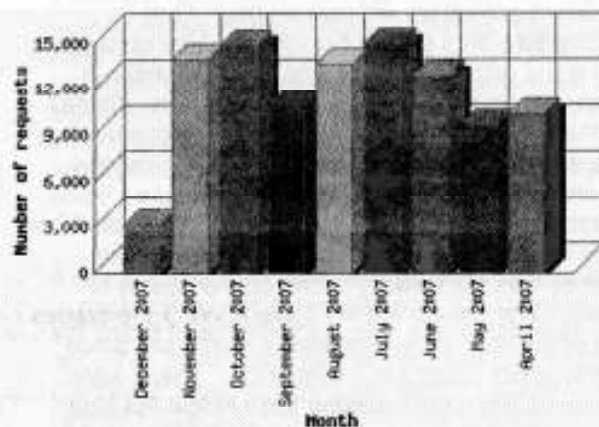
I hear about folks saying that they get nothing out of belonging to the NMRA or their local Division. I have learned so much from our local Division and the clinics that are presented that I have built a model railroad layout from their instructions. So I don't like hearing thatyou get out of the clubs and NMRA, just what you put into it.....knowledge, instructions, how to do something, and a lot of new friends.....Keep up the GREAT work in the AP

Program and learn.....teach and help each other out....

Jerry Ashley
Supt. Division 8 MCR NMRA
President Mid Central Region NMRA
235 Franck Avenue
Louisville, Kentucky 40206-2544

Webmaster Report

The chart below shows the level of use our web site gets each month since April 2007 when we activated the statistical package that comes with our web hosting account. July, October and November each topped 14,000 requests: August had 13,701 requests. This column is being written December 8, 2007 which explains the lower level of use for the current month.



Our scout merit badge pages continue to enjoy good use. On the projects page you can read about our new Region project and see pictures of the structure on which the project is based. You will want to note the variety of scales offered for this project. Your webmaster regularly updates the schedule page when he receives the newsletters from each of the divisions.

This is your web site. Does your division have at least one layout tour on the layout tours page? If not, please take some photos of a layout in your division. Email them or send them on a CD to the webmaster. I will gladly help you put the layout on the web site.

Improving a Backdrop



by Bob Weinheimer

Here in Charleston, West Virginia, houses tend to be built into hillsides. If a house has a lower level, more often than not that lower level is some sort of finished space far removed from the classic basement many modelers crave. In 1988 when I moved here I was confronted with this problem. The house I ended up buying has a huge finished lower level room with a wonderful wool carpet. It is 35 feet long and 14 feet wide. It has large picture windows along the two exterior walls. The lower level of the house is made of block and the interior walls make the window openings quite deep. The larger of the two windows, all 11 feet of it, ended up behind a long portion of the layout. Before putting the legs back on the layout (yes, I was lucky enough to move the thing!) I installed draperies inside the window opening with the mounting hardware attached to its upper surface. For 19 years the drapes hung behind Bridgeville. For a glimpse of them, look over my shoulder in the photograph on page 53 of the July, 2007 issue of Scale Rails.

Finally, I got fed up with the drapes. They interfered with a proper backdrop. After discussing the issue with a neighbor who is a contractor, a plan was developed to solve the problem. Thanks to the depth of the wall and the overhead mounting, the drapes could be moved back farther into the opening. I feel it is important to maintain a reasonable appearance from the outside even if it is only the next door neighbor. Well, moving the drapes was fairly easily taking only a couple of hours. The results are in Figure 1. With the drapes out of the way, I then installed a stud wall. Since this was not structural, I used 2x2s. These were screwed, not nailed, around the window opening making sure to recess them by the thickness of the wallboard. I used screws so the frame would be relatively easy to remove when that time comes. Not every potential home buyer would care to see the largest window opening in the entire house walled off. The frame is shown in Figure 2. With the frame in place, it was straightforward to install wallboard. To reduce the weight, I used two equal sized pieces. I had planned on this and made sure there was a stud at the joint between pieces of wallboard. See Figure 3. Then came the part of the project I did not care for: mudding the joints. This was made easier by the strength of the benchwork which allowed me to walk around to get to all the places needing mud. Some folks in other parts of the world wonder why we build our layouts so strong. This is the reason! Once the

joints and screw holes were all smoothed over, it was time to paint. Jim Rollwage suggested the use of Sherwin Williams' "Cloudless" blue. He has used it on his new layout so I gave it a try. Of course, it was sufficiently different from what was already in the room that I had painted the whole room. See Figure 4 for the finished job.

With the drapes out of view, the room looks very different. Bridgeville looks much larger and some empty space that was always there is now screaming for development. This was not something I did lightly. I did not want to do anything that might devalue the house or cause family problems if I was not in a position to undo it. I spent about three months between first seriously planning to do something until I started the project. Careful planning, including that discussion with the contractor, made sure I had thought of all the potential pitfalls.



Improving a Backdrop
continues on page 3

Improving a Backdrop
From page 2



MCR Port City Meet: the Region's 2008 Convention

All information presented here concerning the convention is believed to be accurate. It is, of course, subject to changes, corrections, substitutions and cancellations. Prices of some events have not yet been established.

www.mcr-port-city-meet.org

Dear Mid-Central Region members,

I would like to invite each of you to the MCR, Port City Meet 2008. This is our annual Region convention. The convention committee has been making plans for close to two years in preparation for your arrival May 15 through the 18th 2008.

As you read the agenda for the 2008 convention, included in this edition of the Kingpin. It is my hope that each reader notices the enthusiasm displayed in each event chairman's write-up, which follow.

The convention car is a Newburg & South Shore (N&SS) boxcar with three individual road numbers. While a full advertisement is included in the Kingpin for these cars, with a description of this six-mile railroad, this railroad interchanged with the PRR, B&O, CCC&stL and the Erie, to name only a few. The lettering is crisp and the N&SS logo is sharp!

I'll touch on just a few of the highlights we are planning for your enjoyment. We're arranging a number of non-rail tours and clinics; a non-NMRA judged contest requiring no NMRA paperwork... Along with a silent auction, company store, and our traditional raffle.

The above events are in addition to the Thursday night operating sessions, over 50 clinics, a number of great prototype tours, NMRA contests, the Saturday night banquet and the Sunday self guided layout tours.

In addition we are working with the Northern Ohio Association of Railroad Societies (NOARS) to involve a number of railroad historical societies into the content of the clinics and tours offered. Also, The New York Central Historical Society (NYCHS) will hold their annual convention at the same hotel that weekend. As part of their convention they will host a train show on Saturday at the hotel. MCR convention attendees will be admitted to this train show as a part of their paid registration to our convention.

It is the intent of NOARS to offer a 26-page booklet to each full convention registrant. This booklet, while still being formulated, will offer short historical accounts of the port cities along Lake Erie from Conneaut (east) to Sandusky (west). Some very talented local authors are currently working on this very bold undertaking.

My thanks to NOARS and the NYCHS for their added contributions.

I believe this year's convention committee is planning one of the finest railroad events that will take place in 2008. Please give serious consideration to being in attendance. The members of Division 4 would like very much for you to be our guest.

Regards,
Gary A. Sole
MCR, Port City Meet
Chairman

Registration

Registration for the 2008 MCR Convention is moving along nicely. Early registrations currently total over 50 paid registrants! Please consider registering sooner rather than later as it benefits both the Division 4 Convention Committee as well as the early registrants. It helps the Committee by providing the necessary funds needed to put in place the facilities needed to host a great convention. Early registration will provide you with information on limited capacity events one to two weeks before general publication. If you wish to help ensure an opportunity to attend one of the limited participation events such as operating sessions or one or more of the scheduled tours, register early! A registration form is located in this edition of the Kingpin, and also on the Convention website.

Hotel

The Holiday Inn on Rockside, 6001 Rockside Rd, Independence, Ohio 4431 (216) 524-8050, is located just east of the Rockside Road exit from I-77 and just south of I-480. Refer to the enclosed Convention registration form or the convention website for more information.

Convention Handbook

A schedule of events in convenient timetable form will be given to all our guests during registration. The schedule will list the times and places of all convention events.

Thursday Evening Operating Sessions

Start your stay with a visit to one the area's fine layouts and run some trains. About 60 positions are planned to be available, and we're working on getting at least some local drivers for your convenience.

Prototype Tours

Friday's all day tour is a combined rail and non-rail event. Starting with **The Warther Museum**: visit outstanding examples of a master wood carver and knife maker's life work, including numerous locomotives created from rare and beautiful woods and ivory. Also on display will be Freia Warther's button collection. A small collection of prototype items are displayed outside. Lunch (cost not included) will be at a nearby Amish restaurant, followed by a stop at the **Wheeling and Lake Erie Museum**.

Friday will also feature a morning tour of the **Charter Steel Corporation**, where an 80 ton AC furnace is used to create specialty and stainless steel.

Saturday's all day tour will be to Ohio's largest railroad museum, the **Mad River and NKP Museum** as well as an expected stop at a railroad facility. A lunch stop will be included (at your own expense).

Saturday also has two half-day tours: in the morning, visit the **Cuyahoga Valley Scenic Railway Shops** located in the national park near the hotel, followed by a stop at the **Midwest Rail Preservation Society's roundhouse** on Cleveland's west side. In the afternoon, visit the **Lake Shore Electric Museum and ore boat (and museum) Mather**.

Clinics

Over 50, and we can't list them all here! A good mix of prototype and modeling, and while a central theme surrounding port city activities has emerged (think steel), there will be plenty of clinics available on other subjects as well. A list of clinics, including title, clinician, and category appear on the Convention's website.

Non-Rail Program

Bruce Brintnall MMR has scheduled the following activities: Thursday evening will provide a chance to get acquainted, and will include a guest speaker. Ladies are invited to join the men on Friday for the tour of the Warther's Museum, which includes a large button collection, kitchen knife factory and (small) store. Friday evening will feature a social time and a guest speaker. Saturday will have us going to the spacious and beautiful Petitti's Garden Center, followed by a light luncheon at Mapleside Farms and a visit to their market and gift shop.

Raffle

We have solicited raffle items from 80 vendors, and the response to date has been very good indeed! Early donors include Accurail, A-Line, Micro Engineering, Northeast Scale Lumber, and RIX. You will not need to be present at drawing time in order to win.

Silent Auction

A great chance to buy or sell your model railroad items. Full details, including hours and related forms, see the Convention website.

Hospitality Room/Banquet

Of course, there'll be a hospitality room with coffee and snacks and activities. Spend a few minutes between clinics or tours, or spend the afternoon. Saturday evening will feature a banquet dinner at the hotel.

Contests

As would be expected, the Convention will conduct an official NMRA judged contest with all of the expected categories and awards. Additionally, since this convention will involve members of other organizations, we will have a separate contest/display area open to all attendees. Awards are planned for best rolling stock model representing the first half of the 20th century, another for the second half, for rail terminals and stations, and other categories.

Sunday Layout Open Houses

On Sunday, May 18th you'll have a great opportunity to see some of the best layouts in the Midwest! That's right, dozens of layouts are scheduled to be open to you. As of now, the amazing steel complex layout of nationally renowned author and modeler Dean Freytag is set for viewing. And, the massive layout that modeler Ken Heyl created will also be open. Plus, many more! Don't miss the chance to visit some of the area's top layouts.

HAPPENINGS for Div. 2

Division 2 will hold its annual Jamboree on April 12, 2008 at the Sewell Center on the campus of Robert Morris University near the Greater Pittsburgh Airport. This is the same location that we had for our very successful Jamboree last year, but it has been moved up four weeks to avoid the weather problems encountered last year. A flyer will be posted on the Division 2 website (www.keystonedivision.org) in January. Call the Superintendent, Jerry Kyslinger, at 412 - 608 - 3358 with questions.

On March 2nd and 3rd, the Division 2 FreeMo Module Group will be at the Greenberg Train Show that will be held at the Northern Lights Expo Center, 1600 West State Street, Baden PA. Baden is near Norfolk Southern's Conway Yard. This new location is much larger than the Pittsburgh Expo Mart in Monroeville. See the Greenberg ads for additional information.

Check the Public Timetable in *The Keystone Flyer* on our website for information on local events of interest including open house schedules for local model railroad clubs.

Convention Cars

The Newburgh & South Shore Railway (N&SS) served steel plants and other customers in the industrial heart of Cleveland. We are pleased to present Accurail box cars (3 numbers) based on a photo in the Cleveland State University's Special Collection of a 36 foot N&SS car (Accurail's is a 40 foot USRA but features a heavy fishbelly underframe and Andrews trucks). Available at the convention or in advance (the convention website has the information) for \$15 each or \$39 for three, plus tax (and shipping/handling on mail orders).



Updates and More Details

Additional information is available at the convention's website www.mcr-port-city-meet.org, which will continually be updated. Registered attendees will also receive additional information via regular mail prior to the convention.



Contest Judges Needed

As usual, the upcoming Mid Central Region convention will include a model contest. Qualified judges are needed to evaluate the entries to determine contest winners and Achievement Program merit award winners. If you are a qualified judge and plan to attend the convention, please send a note to Regional Contest Chair Bob Weinheimer at contest@midcentral-region-nmra.org. If you are interested in judging but are not yet qualified, please let Bob know and so he can help you get up to speed.

OPERATION ON THE LEXINGTON TENNESSEE AND SOUTHERN

By

Bill Paulsell, Division 10

After building seven layouts, dating back to Junior High School, I became interested in operation. My seventh layout was virtually complete, and I enjoyed running it. However, it was not suitable for operation. There was not enough room for operators, some areas were difficult to reach, and 22 inch radius curves were adequate but had limitations.

Consequently, Layout #7 was sent to the landfill, and construction on Layout #8 began. There were three main things I wanted in the new layout: a layout good for operation, wide curves so that I could run any kind of equipment, and room for four operators. What developed was an around the walls track plan with 36 inch radius curves and a large area in the middle for operators. The price for this was a duckunder, but the layout is 57 inches high, so the duckunder is not too bad. The higher level gives a more realistic perspective.

The track plan is unimaginative. There are no graceful S curves, no tricky crossovers, no places for spectacular bridges. However, there is plenty for operators to do. There are seven yards, three passing sidings, and two engine servicing facilities. Scenery is minimal right now, but is beginning to take shape.

Operation requires two people for the main line and two people for yard switchers to get cars in and out of yards to or from the trains. We operate with switch lists. I have a fast clock, but have not used it yet. I expect to use it in the future as operators become more familiar with the layout.

I participate in two operating groups. However, for my first run I invited two friends to operate who had never done it before. One has a layout, one was not a model railroader. One brought a friend who handled yard duties. No one had used DCC (Digitrax) before, so a little education was called for. The first session was a bit chaotic, but everyone said they had a great time and wanted to do it again.

For the second session I invited Pete Birdsong to join us. Pete has operated with groups for many years, first on his N-Scale layout and, more recently, on his On30 pike. The On30 setup proved that you can have interesting operation on a small to medium sized layout, keeping four or more people busy. I asked Pete to evaluate what we did. He thought that the session went well, but suggested that the dispatcher (me) take care of throwing all the switches. For his own operating sessions Pete uses a computer generated schedule. For the moment, I prefer to set up my own. My layout is only 10 by 20. Setting up schedules for ten trains is not that much work, and I enjoy working out switching problems for the others to do.

Two other needs developed. Although I had signs on all of my stations and yards, the operators still had some trouble finding the right places. For our next session I will make large easy to read temporary signs that will only be used when an operating group is present.

The operators also said that the numbers on cars were often hard to read. As a result I am trying to use only cars that have highly visible numbers. All of my Southern Railroad cars have large numbers that are more easily readable. Since most of my equipment is Southern or Norfolk & Southern that makes sense.

For a few months I tried having a peninsula in the middle of the layout, but I soon realized the area would be too crowded for four operators, so I dismantled it.

Although the layout is built for continuous running, I park a maintenance of way train on one of the curves for operating sessions. That forces people to operate point to point.

People ask me what era I model. I reply, "1920 to the present." That enables me to run everything from steam to Amtrak. However, as the layout evolves, I think I will narrow down to the ever popular 1950s. Anyone want to buy some Amtrak trains?

Where did the name Lexington Tennessee and Southern come from? I was a professor and administrator at Lexington Theological Seminary for 15 years. Both are known as LTS.

Operation on a schedule is great fun. If you have never done it, set up a simple schedule with lots of switching, get some friends together, and give it a try.

ROUND THE REGION.....

What's happening in your Division? This is the place for you to brag, peddle and announce to the rest of the Region what's going on in your Division. Please submit items to "<mailto:rbriggs261a@aol.com>" one week prior to the deadline for the King Pin.

DIVISION 1

Superintendent Hazlett reports that they are forming a new modular group in division 1 and Bob Ashley Sr. has been appointed Director of Modules. Check for progress and updates on this venture on the Division 1 web site.

DIVISION 2

Division 2 will hold their annual "Jamboree" on April 12, 2008 at the Sewell Center on the campus of Robert Morris University near the greater Pittsburgh airport. See the Division 2 web site "<http://www.keystonedivision.org>" for details or call Jerry Kysliger at 412-608-3358 for details.

On March 2nd and 3rd the Division 2 FreeMo group will be at the Greenberg Train Show at the Northern Lights Expo Center in Baden, PA. Again Call Jerry for further details.

DIVISION 3

Bob Fink may have a few of the V & O auto cars available. If you are interested check the Division web-site.

DIVISION 6

Division 6 is busy operating the modular layout at the "Festival of Trees" in Columbus. The event is held this year to raise funds for breast cancer research.

DIVISION 7

Division 7 is now offering two special run cars. **Wheeling & Lake Erie** 3-bay hopper cars available in 4 numbers utilizing Accurail's 7500 series hopper cars and **Virginian and Ohio 40' box cars** available in 4 numbers using Accurail's 3500 series cars. Information on both of these cars is available on the division web-site "<http://www.cincy-div7.org>" Congratulations to Sam Swanson and Bob Lawson for winning awards in the model contest at the National Narrow Gauge Convention, also to Charlie Atkins for earning his Master Builder Structures A P Certificate.

DIVISION 8

Our President found the pickle jar. We won't be reporting any more details about that. Congratulations to Jim Ward and Eric Waggoner for receiving the "Silver Spike" award for outstanding service to Division 8. The Division Train Show and Swap Meet held November 16th was a huge success. They were also involved in a train show at a local auto dealership which featured 4 local club layouts.

DIVISION 9

On behalf of the Division members President Lin Young Thanks all who have offered their financial support to the "Coal Division". Lin reports that attendance at meeting continues to be strong, and all are welcome to attend a meeting. Division 9 has an outstanding news letter and web-site. Check it out at www.coaldivision.org

MID CENTRAL REGION

The region has undertaken a money raising project to support the printing and postage for the King Pin. We will be marketing laser cut, prototype models of railroad structures. The first offering will be a "Lines West" PRR baggage building. These limited production kits will be produced in HO, N, S and O scales. The first kits will be available for sale in late December. Several Divisions are going to be selling these kits and they will also be available thru the Region. Check the MCR web-site for photos and ordering information.

Don't forget! Mark your calendar for the "**Port City meet**". The MCR Convention will be held in Independence, OH on May 15 - 18, 2008. The presentation at the mid year MCR board meeting was very impressive. This will be a great convention! Send money now, while you are thinking about it!

We hope that everyone had a great Holiday season and all received lots of train stuff from Santa.

From the Editors

Modelers, Thanks for all the info and articles received for this issue. Keep the articles coming.

If your entry did not make this printing it will be in the next issue.

The next issue deadline date is April 30th, 2008

Nat & Carolyn King
MCR Editors
nking55@bellsouth.net