



The Kingpin

Newsletter of the
Mid Central Region
National Model Railroad Association
February 2024



Lake Shore Southern Michigan Railway Bridge in Berea Ohio, close to the convention location. Lincoln's funeral train crossed the Rocky River on this bridge in 1865.

Mid Central Regional Convention

Hosted by Division 4

May 16 - 19, 2024

at the Crowne Plaza Hotel

in Middleburg Hts OH (southwest of Cleveland)

Details Inside!

Table of Contents

MCR Convention 2024

General Information *	3 - 17
Layout Tours	18 - 19
Contest	20 - 21
T-Trak	22
Yard Sale	23 - 24
Help Wanted	25
Call for Judges	25
Registration Form	26
Upcoming Events	27 - 31
Editor's Notes	32
MCR Officers	33
Contest Entry Form	34
T-Trak Preregistration Form	35

* General Information also contains layout information.

Registration can be done online at:
www.northcoastlimited2024.org
or using the form found on page 26.

LOOK AT THE LINEUP OF LAYOUTS TO VISIT!

The Mid-Central
Regional Convention
May 16-19 2024
Cleveland, Ohio



Bram Bailey's Ontario Central Railway. Look for his layout in a future issues of RMC!

**RIGHT,
Mark Pekelnicky's
Conrail Toledo Sub
Railroad**



**LEFT,
John Witt's
Copper Peninsula
Railroad.**



**ABOVE TOP & BOTTOM,
John Puch's
Union Valley Central**



Layout on the web site!

- | | |
|---------------------|------------------------------|
| Bram Bailey | Bruce Bowie |
| John Witt | Mark Pekelnicky |
| John Puch | Steve Riddlebaugh |
| Joe Filipiak | Joe Kurilec, MMR® |
| Dave Lawler | Paul Novak & Sons |
| Ron Morgan | Jim Peters |
| Ben Lanza | Jerry Jordak |
| Terry Kolenc | |

Check the website, more layouts will be added

www.northcoastlimited2024.org

**RIGHT, TOP & BOTTOM,
Bruce Bowie's East Broad
top v3.2**




NORTH COAST LIMITED 2024

Division 4, The North Coast Division, is busy planning the Mid-Central Regional Convention for 2024. Activities being planned include multiple clinic rooms, Celebration of Modeling, Layout Tours, Operating Sessions, Awards Banquet, and general interest tours for attendees.

North Coast Limited 2024 will take place May 16- 19, 2024. The Convention website is www.northcoastlimited2024.org. Registration is open, just follow the link and go to the Registration page and click on the link for online registration. Complete your information, pick your convention merchandise – shirt, convention car – and submit your payment. Registration will add you to the email list to receive updates regarding Operating Sessions, Layout Tours, Awards Banquet, and clinics.

The location for the North Coast Limited 2024 is the Crowne Plaza Cleveland Airport located in Middleburg Heights, Ohio. The hotel is located just off I-71 with easy access for all members in MCR. There is ample free parking at the hotel and lots of nearby restaurants. Your registration packet will include a list of restaurants in the area. The room rate for the Convention is \$109/night. The best way to make your reservations is to contact the hotel directly at 440-243-4040. Tell the staff you're making a reservation for the NMRA Mid-Central Region 2024 Regional Convention. The group rate code is MCR.



REGISTRATION

NMRA members and their family can register by visiting the North Coast Limited 2024's website www.northcoastlimited2024.org/registraion/ . Registration is \$100 per attendee with additional family member registration at \$35.

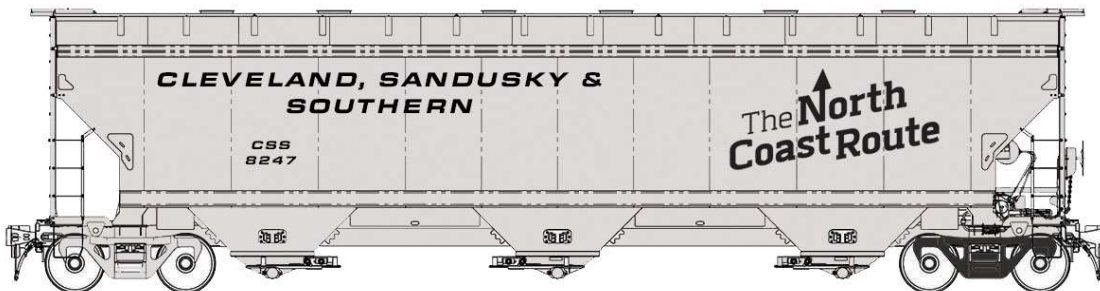
TRANSPORTATION

The Crowne Plaza Hotel is located minutes off the Bagley Road exit off I-71. All highways lead to Cleveland! While the hotel is off I-71, members coming from all areas of the MCR will have easy travel to the Convention. Major highways such as I-71, I-77, I-80, and I-90 all lead to Cleveland.

All off-premise activities during NCL 2024 such as layout tours, operating sessions etc. will be self-guided. The costs of chartering buses make providing transportation cost prohibitive. Almost everyone attending NCL 2024 will drive to the Convention and have access to a car. We will provide addresses to all locations that can be used with navigation systems and map apps to get you to your destination.

CONVENTION MERCHANDISE

Convention merchandise includes a wide selection of shirts – polo shirts, long sleeve, and short sleeve button down shirts and sweatshirts – in multiple colors. There are two Convention cars being offered – a 40ft boxcar and a 3-bay covered hopper. All items are being sold on a preorder basis. Shirts are made to your order – style, color, and size. A limited quantity of Convention cars will be ordered so preorder is the best way to ensure you get one.





AAR 40' Boxcar
Drawn by Dan MacKellar - Copyright 2006
Trucks and Couplers by Michael Eby

AWARDS BANQUET

The North Coast Limited 2024 Convention concludes Saturday evening with the Awards Banquet. Cocktails begin at 6:00 pm with a social hour. A cash bar will be available. The Banquet will begin at 6:45. Join your fellow Mid-Central Region members as we formally recognize those members who have achieved Master Model Railroader status in the past year and other award winners. We will formally recognize the winners of the Celebration of Modeling. The banquet will be capped off by our featured speaker. This year's banquet offers a choice of three entrees = Roast Pork Loin, Rosemary Chicken or Eggplant Parmesan, sides, and dessert. The cost is \$55/person. Banquet tickets can be order through the NCL 2024 registration website.

The North Coast Limited 2024 Committee looks forward to seeing everyone at the Convention in May. Register now and book your hotel room. Don't miss another MCR Regional Convention.

CLINICS

The clinic schedule for NCL 2024 is still being developed as the King Pin goes to press. If you would like to give a clinic during NCL 2024 please go to www.northcoastlimited2024.org/clinics and contact the clinic coordinator. Some of the clinics for NCL 2024 include:

Scenery on the Ontario Central Railway – Adam Woodie

Bram Bailey's Ontario Central Railway will be open for tours and operating sessions during NCL 2024. Adam's clinic will go through the techniques used to create

scenery on the ONR. The ONR is scheduled to be featured in the May 2024 issue of *Railroad Model Craftsman*.

Arduinos in Model Railroading – Mike Rudder

Mike's clinic will introduce you to one of the newest items being used in model railroading – Arduinos. Mike will explain what Arduinos are, the different types of Arduinos and their uses in model railroading.

Wheeling & Lake Erie Motive Power – Jim Hill

Jim Hill is the Vice President of Transportation for the Wheeling and Lake Erie Railway. As an original hire of the W&LE, Jim will go through how the W&LE locomotive fleet has developed and changed from inception. If you did not see Jim's presentation in 2023 you will not want to miss it at NCL 2024.



Let's Get Real – Joe Filipiak

As a retired art teacher, Joe taught his students how to critically evaluate their own work. For the people pursuing a MMR title, contest judges evaluate their work. Most modelers are not involved with the MMR program, but they still want to have their work evaluated. Joe strongly believes that model building and layout construction are an art form. Joe will be using photos from several layouts to show what to look for in a self-evaluation of their own work. The clinic will be broken into areas of backgrounds, people, vehicles, understanding what an era is, detailing areas to tell a story, and the use of weathering of rail equipment and buildings to aid in telling a story.

Meet your NMRA National Directors – Bob Weinheimer and Fred Soward

The Mid-Central Region has two members that are on the NMRA National Board of Directors. Both Bob and Fred will host a discussion panel to present what's new at NMRA National and answer any questions members might have.

Evolution of the F Unit – Bram Bailey

The clinic takes you through the EMD's F unit series from the FT through F9 locomotives. Differences between EMD (American) and GMD (Canadian) production will be discussed.

Estate Planning for Model Railroader – Frank Bongiovanni

Disposing of our collections of Model Railroad "stuff", including tools, books, magazines, the layout itself, is somewhat more complicated than it might seem. Many of our heirs have learned this lesson to their dismay. Some thoughtful planning and communication ahead of time can greatly reduce their burden, and may reduce the possibility of one of your "good friends" taking major advantage of them. Frank is a retired attorney and has given this clinic for several groups over the years; sadly, it has become his most requested lately. If your spouses or significant others are attending the convention, experience has shown that it's well worth while encouraging them to come to this clinic.

Member Slide/Movie Night

On Thursday evening, May 16, we will have an open projector night for attendees to share some of their past adventures railfanning and researching for the modeling and layouts. We will have both a laptop and projector available for those that have digital photos to present and an old school slide projector. If someone has old 8mm film, a projector can be provided (please contact the clinic chair in advance if needed). The slide projector is a stack projector, not a carousel projector. Please try to limit your grouping to 30-40 slides to give everyone a chance to present. Multiple groupings can be presented if time permits. Go through your photos and pick a theme. Everyone is welcome.

MODELING WITH THE MASTERS

Weathering with PanPastels (MWTM #1)

Steve Zapytowski, MMR and Fred Soward, MMR will conduct a three-hour hands-on clinic dealing with **PANPASTEL[®]** PanPastels for the weathering of all types of models. Participants need to bring no more than of three of their own models, structures, rolling stock, figures, etc., for weathering during the clinic. Models do not need to be fully assembled as parts may be weathered separately before final assembly. Some sample pieces will be provided by the instructors. Instruction on a variety of tools will be available including sponges, blending stumps, eye shadow applicators, color shapers, make-up brushes, and kneaded erasers. **Cost is \$10.00 per participant. Enrollment is limited to 12 participants.**

Painting and Weathering with Inexpensive Craft Acrylic Paint (MWTM #2)

This hands-on clinic is focused on developing skills in painting and weathering models using a three-step process, including base-color painting, staining for shadows, and drybrushing for highlights. Each of these steps will be undertaken using common brushes and craft-style acrylic paints. Attendees should bring their small structures (built or unbuilt), details or figures, or rolling stock (preferably with wood sheathing, such as a boxcar or stock car) to be painted. Three models maximum are recommended. Each model or components to be painted should be primed with a flat overcoat (paint or Dullcote), particularly if the model is plastic, to facilitate adherence of the craft acrylics. Brushes and paints will be provided, but attendees can bring their own, should guidance on various brush and paints be desired. Practice models will also be available, should attendees want to try various techniques prior to working on their own models. We'll meet over a 3-hour period to thoroughly cover basic techniques and as time allows, any advanced techniques attendees are interested in can be worked on as well. **The cost of the clinic is \$20, which includes all work-station materials. Enrollment is limited to 12 participants.**

CELEBRATION OF MODEL, PHOTOS & CRAFTS

The Celebration of Modeling will accept entries starting Thursday afternoon, May 16th through Friday, May 17th at 1 pm. The Celebration consist of both the model showcase and model contest. Attendees can vote for People's Choice Award in each category. Judging for contest entries will begin Friday afternoon. Saturday morning the winners in each category will be announced. We encourage you to stop by the Celebration room to see the winning entries in each category and to meet the modelers. For more information, please visit the NCL 2024 website.

DISPLAY LAYOUTS

North Coast Limited 2024 will host the HAVOC operating layout from Division 7. This layout was also in Indy in 2022. HAVOC is an operating layout used to teach operating under Timetable and Train Orders. Attendees are encouraged to visit the layout and sign up for an operating session.

North Coast Limited 2024 will host a T-Trak display layout. Anyone interested in being a part of the T-Trak display is encouraged to visit the NCL website and contact the T-Trak coordinators.

LAYOUT TOURS / OPERATING SESSIONS

As of the publication deadline, NCL 2024 has 20 layouts that will be open during the Convention. Some layouts will be open on Sunday, May 19th to visit as attendees return home. Some of the layouts opened for tours during NCL 2024 are featured below. For all of the layouts and more detailed information on them go to www.northcoastlimited2024.org/layout-tours/

Operating sessions being hosted on seven layouts including a large club layout. Most operating sessions are scheduled for Thursday evening, May 16th. Sign-ups for operating sessions will be announced through a general email to all registered convention attendees. Individuals will be able to sign up for operating on a layout through the NCL Registration portal. An individual will only be able to sign themselves up for an operating session. While you may sign up for multiple operating sessions during the Convention weekend, please do not sign up for multiple operating sessions that occur at the same time.

Ontario Central Railway – Bram Bailey

The Ontario Central Railway will be featured in the May 2024 issue of *Railroad Model Craftsman*. This is your chance to see the layout in person. The Ontario Central Railway is a proto-freelanced railway set in Ontario Canada in September 1968. The OCR's roster is filled with MLW motive power. The HO scale layout is 52' x 32' double decked layout featuring NCE wireless control. Bram has also authored numerous books on Canadian railroading.



Cuyahoga Valley & West Shore



The Cuyahoga Valley and West Shore model railroad club is in the former Olmsted Falls depot located right next to the Norfolk Southern double track mainline. The depot houses three layouts – a HO layout double deck layout with sixteen scale miles of track featuring the Sandusky Bay lift bridge, Cleveland Works blast furnace and West Shore station; a N scale mountain railroad layout; and a triple track 3 rail O

scale layout. When you visit this club be sure to bring your camera for pictures of the trains both inside and outside.

B & O Railroad Akron Division – Michael Rudder

The B & O Akron Division is loosely based on location around Ravenna, Cuyahoga Falls, Akron Junction, Akron Hill Yard, and Akron Union Station during the 10950s (Steam transition). The HO scale layout is 18' x 24' with NCE DCC wireless control.

Chessie System – Joe Filipiak

An HO scale model railroad layout that depicts the Chessie System Railroad in mid-October 1985. The layout measures 31' x 35' and is completely landscaped. There are two working coal mines where you load the empty cars with coal. One of the mines is accessed using a switchback. The loaded hoppers are taken to the Peach Creek marshalling yard where you may find the C&O 614 steam locomotive pulling a loaded coal train across the layout to Lorain, Ohio. The hoppers are pushed up to a scratch-built coal dumper and are prototypically raised up and dumped into a lake freighter, the Roger Blough. Visit Sugarcreek to see the Belden Brick plant being switched. This brick company has many scratch-built structures and was used by Walthers to create their CORNERSTONE series of the brick industry. There are 30 scratch-built, prototype



accurate structures on this layout. The layout and trains have sound which is controlled by wireless NCE. Trains move using a car card system. Come join us for a visit back in time when "The Cat" ruled the rails.

Canadian National Railway & Ontario Southern Railway – Dave Lawler

Continuing with Canadian themed layouts, the CNR & ONSO is set in Ontario, Canada in October 1944. This 45' x 16' around the room layout is incredibly detailed and scenic.

Sandy River and Rangeley Lakes Railroad – Steve Riddlebaugh

The Sandy River is an On30 layout featuring NCE wireless control for walkaround operation. The layout is 15' x 28' with an 8' x 12' extension into Steve's shop area. Track work is handlaid code 100 on individual wood ties.

Union Pacific Railroad – Terry Kolenc

Set in southeastern Wyoming featuring Sherman Hill and facilities in Cheyenne, this HO layout fills a 1,900 square foot basement. Most of the railroad structures have been scratchbuilt from UP plans. The layout era is currently early 1960's with lots of big UP power running on the layout. The layout was featured in the January 2014 issue of NMRA magazine.

Union Pacific Railroad – Ron Morgan

Set in eastern Wyoming, Ron's UP layout picks up where Terry's layout ends. The HO scale layout is 24' x 34' double track mainline on a double decked design. The layout features a four-track helix, a 4' x 12' ethanol plant, and detailed city scenes. The layout uses Digitrax DCC control.

Penn Central, Erie & Pittsburgh Branch – Jerry Jordak

The HO layout centers around New Castle PA and western Pennsylvania. Its late summer 1969 as trains operate on the Penn Central's Erie & Pittsburgh branch. Scenery on the main portion of the layout (15' x 25') is approximately 80%. The layout is currently being expanded in advance of the Convention.



The layout operates with Digitrax DCC and supports simplex, duplex and wi-fi throttles.

PROTOTYPE ACTIVITIES

Midwest Railway Preservation Society www.midwestrailway.com

Midwest Railway Preservation Society (MRPS) is dedicated to the collection, restoration and preservation of vintage railroad equipment, facilities, and memorabilia for public display in a working, museum-like setting, thus giving present and future generations of visitors access to equipment and facilities that are now a part of railroad history. MRPS is in the former B&O roundhouse located in Cleveland's Flats section. MRPS will be open for tours during selected hours during NCL 2024.



Northern Ohio Railway Museum www.trainweb.org/norm/

The Northern Ohio Railway Museum is located south of Medina, OH, a short distance off I-71. The Museum is pursuing its mission to collect, preserve, restore, display, and operate streetcars and other railway equipment for the education and entertainment of the public. Over forty streetcars, interurbans, rapid transit cars and other rolling stock have been collected. Most of this equipment is either operable or will be restored for operation on our three mile demonstration railroad.

Cuyahoga Valley Scenic Railroad www.cvsr.com

The Cuyahoga Valley Scenic Railroad operates on the former B&O Valley line between Akron and Cleveland on right of way owned by the National Park Service. The line travels through The Cuyahoga Valley National Park. Due to embankment erosion along the right of way operations are currently limited to between Peninsula south to Akron. The CVSR operates an interesting collection of locomotives and passenger equipment. Included in its fleet are Alco FP-4s, C-420, C-424 and an RS-18. Its passenger car fleet includes four former California Zephyr

cars including dome coaches Silver Bronco and Silver Lariat, domed observation car Silver Solarium and former FEC observation car St. Lucie Sound.



The Host Committee explored chartering a car for convention attendees but decided to let you pick which train fits your schedule best. The CVSR runs multiple trains each day. Pick the train that best suits your Convention schedule and pick which seating accommodations- Coach Class, First Class, Dome Class, or Lounge Class - you want to enjoy as your travel through CNVP. As of KingPin publication time, the CVSR has not published their summer operating schedule.

William G. Mather Steamship

Docked behind the Great Lakes Science Center is the William G. Mather Steamship. Built in 1925 and measuring 618 feet it was once the flagship of the Cleveland-Cliffs Line. The Mather use to navigate the Great Lakes delivering ore, coal, stone, and other materials to steel plants located throughout the Midwest. Attendees can purchase tickets to tour the Mather through the Great Lakes Science Center website. www.greatscience.com



[William G. Mather Steamship | Great Lakes Science Center \(greatscience.com\)](http://www.greatscience.com)

Cleveland Museum of Natural History www.cmnh.org

Western Reserve Historical Society / Crawford Auto Museum www.wrhs.org

Rock & Roll Hall of Fame www.rockhall.com

Located on the shore of Lake Erie and next to the Great Lakes Science Center, a visit to the Rock & Roll Hall of Fame should be a bucket list item for every music fan. A short drive from the Convention hotel to downtown Cleveland will get you to The Rock Hall. Check out the many exhibits ranging from early influencers to the latest inductees.



Western Reserve Fire Museum www.wrfmc.com

For something different check out the Western Reserve Fire Museum and Education Center. Located close to the Carnegie Ave. bridge and the Guardians.

USS Cod Submarine www.usscod.org

Located between The Rock & Roll Hall of Fame and Burke Lakefront Airport, the USS Cod is a WWII fleet submarine. It is one of the few remaining WWII era submarines whose hull has not been cut into for access. Visitors enter and exit through the original hatchways and climb up and down the ladders.



Cleveland's Westside Market www.westsidemartket.org

Built in 1912, the Westside Market has been designated one of the "10 Great Public Places in America". It has public market of vendors selling every kind of fruit, vegetable, meat, dairy, and foods. It is a unique Cleveland landmark located in the Ohio City part of Cleveland at W 25th Street. The easiest way for attendees to get there is by taking the RTA Red Line from the Brookpark Road station.

ALL LINES LEAD TO CLEVELAND


The North Coast Limited 2024 Committee looks forward to seeing everyone at the Convention in May. Register now and book your hotel room. Don't miss another MCR Regional Convention.

NORTH COAST LIMITED 2024

Division 4, The North Coast Division, is busy planning the Mid-Central Regional Convention for 2024. Activities being planned include multiple clinic rooms, Celebration of Modeling, Layout Tours, Operating Sessions, Awards Banquet and general interest tours for attendees.

North Coast Limited 2024 will take place May 16- 19, 2024. The Convention website is www.northcoastlimited2024.org.

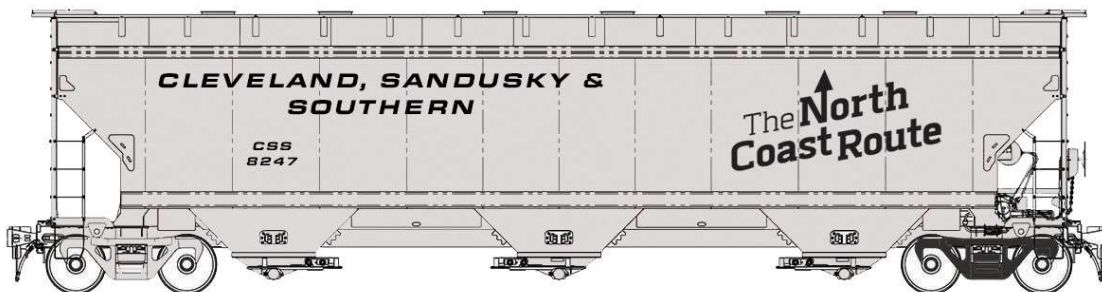
Registration is open, just follow the link and go to the Registration page and click on the link for online registration. Complete your information, pick your convention merchandise – shirt, convention car – and submit your payment. Registration will add you to the email list to receive updates regarding OpSessions, Layout Tours, Awards Banquet and clinics.



**2024 CONVENTION
CLEVELAND, OH
MAY 16-19, 2024**

The location for the North Coast Limited 2024 is the Crowne Plaza Cleveland Airport located in Middleburg Heights, Ohio. The hotel is located just off I-71 with easy access for all members in MCR. There is ample free parking at the hotel and lots of nearby restaurants. The room rate for the Convention is \$109/night.

Convention merchandise includes a wide selection of shirts – polo shirts, long sleeve and short sleeve button down shirts and sweatshirts – in multiple colors. There are two Convention cars being offered – a 40ft boxcar and a 3-bay covered hopper. All items are being sold on a preorder basis. Shirts are made to your order – style, color and size. A limited quantity of Convention cars will be ordered so preorder is the best way to ensure you get one.



The North Coast Limited 2024 Committee looks forward to seeing everyone at the Convention in May. Register now and book your hotel room. Don't miss another MCR Regional Convention

Editor's Note: The following layout information came from a second source and may duplicate in part some of the material found elsewhere in this issue. It is included to ensure mention of all layouts known at time of publication.

Mid Central Convention – Cleveland Area Layout Tours –

There at 19 layout open houses that are all worthy of a visit – and you will see some incredible modeling and trains. All tours are self guided and free for convention participants. Look for the “Cross Buck” which will be displayed at each address.

Bailey, Bram.. The Ontario Central Railway – set in September 1968, features Eastern Canada operations similar to the Ontario Northland Railway, serving Toronto to Fort Francis. The Island division consists of six subdivisions supported by a car float operation at Providence bay –using prototype influence of CN's Prince Edward Island. Layout is HO – 52 x 32 feet – double decked with 620 feet of main line trackage. Bram's layout was featured in RMCraftsman for spectacular scenery and operations.

Eastburn: Scott Scott's “ Old Slow and Easy” is an On30 layout featuring rugged scenery typical of a logging short line, and also includes freight operations. Layout set in the 1900's - is point to point with lots of switchbacks in a 12 x 35 foot area. Scott has many custom decaled reefers and box cars on the OS&E.

Olmsted Falls Depot & Museum The Cuyahoga Valley and West Shore RR has all 4 scales of layouts for viewing – with the largest being an HO multi deck with 16 miles of main line – including the Sandusky lift bridge – Cuyahoga Works blast furnace , and West Shore Station. There is a large Lionel layout – an N scale layout and lots of G scale trackage.

Filipiak, Joe– Joe's Chessie system Layout set in Mid October 1985 and features 2 working coal mines - hauling coal to the Roger Blough Lake Freighter as well as Grain Operations - Brick Manufacturing, and assorted industries serviced from the multi track main yard. Steam and Early diesel motive power “The Chessie Cat”. Layout is HO scale – 31 x 35 feet

Kurilec, Joe. MMR . The Erie Plate RR is set in Greater Cleveland – from the West 110th street yards down to the BE tower. Lots of switching for local industries. The railroad was recently purchased by the Nickle plate RR, so NPK steam and diesel motive power is mixed with Erie, in the new locomotive service area. HO scale – 15 x 20 feet

Lanza, Ben Ben's Hell West and Crooked RR- set in the 1945 era. Freight and ore runs between Bolder and Helena Montana, which is south of Great Falls . RR services – Havre -Shelby – Helena and Great Falls. It's a branch line and interchanges with the Great Northern, Northern Pacific, and the Milwaukee Road . HO Scale - Multi Level RR with a helix.– 15 x 25 feet

Lawler, Dave..– Dave's Canadian National Railway and Ontario Southern Railway - depicts Ontario in October 1944. The layout features Steam and Early diesel power running thru detailed scenery and towns, and has been featured in RMCraftsman. Detailed waterfront and town buildings and vehicles abound! Dave is a master ship builder as well as a Model Railroader. Layout HO in a 16 x 42 foot area

Morgan, Ron .. The Union Pacific Railroad – Wyoming division operates modern power and highlights Eastern Wyoming scenery. Layout features long running 2 level trackage, an Ethanol Plant and an active fire scene in town. Signaling system recently added. Layout is HO in a 24 x 34 foot area.

Novak, Paul The Gold Creek Railway is a bridge line in Montana interchanging with C & NW and Milwaukee Road .. It has been featured in RMCraftsman and the Dispatchers Office publication. Layout is HO and has 32 feet of main line snaking thru industries and towns, as well as a branch switching area loaded with industries. Layout is HO

Pekelnicky, Mark ..The Conrail Toledo subdivision is set in Summer or 1995 – moving freight and goods from Elkhart Indiana to Cleveland Ohio. Layout is multi Deck – point to point focusing on switching for numerous industries. It features highly detailed scenery and a signaling system. HO scale – 19 x 23 foot area.

Puch, John -.. The Union Valley Central is a coal hauling and general freight road- set in 1960-70. The RR services small towns and a variety of customers in Pennsylvania and Ohio. Coal, from an operating coal mine, plus limestone and scrap are just 3 of the industries featured. Layout is HO – in two rooms – 14 x 27 foot area.

Riddlebaugh, Steve .. The On30 scale Sandy River and Rangeley Lakes- models the narrow gage prototype line from Farmington to Rangeley. Layout is highly detailed, featuring hand laid ties and rail, as well as detailed locomotives and rolling stock. Layout is in a 15 x 28 foot area and Rangeley in a 8 x 12 foot extension

Strongsville Model RR Club – Layout is in the basement of the Baldwin house.- The SSMRE is a freelance HO scale 250' around the wall, double track mainline- with scenery transitioning from Western mountains to a flatter Midwestern scene. The large main yard supports loads for numerous industries and a large dock area. HO scale in a 20 x 25 foot area.

Witt, John -MMR . The Copper Peninsula RR – set in 1900 era supports the copper mining on the Keweenaw Peninsula in Upper Michigan. CPRR hauls copper ore , smelted copper and timber and finished lumber as well as general freight from Hancock to Copper Harbor. Hancock features a 4 rail car ship. Layout is HO – and utilizes smaller 4-4-0 and 0-6-0 steam locos.

Jordak, Jerry .. The Penn Central – Pittsburgh Branch - is set in the summer of 1969 in Western Pennsylvania. Mixed diesel motive power hauls freight between Erie and New Castle, and industries are serviced from a 10 track main yard. Excellent scenery ; towns, rural areas, and bridges. HO scale in 15 x 25 and 20 x 35 area.

Peters, Jim .. The Little Scioto and Mingo RR is a bridge line between Western Maryland and Detroit-Toledo and Ironton in South East Ohio. Jim based his layout on the former B & O trackage in South East Ohio. Multiple Motive power runs on the branch line and services a wide variety of industries. Layout is HO scale in two rooms – 24 x 36 main line, and the yardmaster's yard is in a 10 x 12 area

Hanna, Dave .. Dave's Pennsylvania RR layout represents the Middle Division - running between Mount Union and Altoona - Dave models the 1946 to 1954 era and uses Steam and Diesel on his multi track - main line. Logging operations on an 8 ½ % grade are supported by Shays – Heislors – and Climax geared Steam loco's Spectacular mountain scenery - Layout is HO scale and was featured on the 2014 National Convention in Cleveland

Kolenc, Terry .. The Union Pacific RR running through South Western Wyoming is set in the Early 1960's featuring Sherman Hill and the yards in Cheyenne. Most layout structures scratch built from UP plans. Layout is HO and fills 1900 square feet – Was featured on the 2014 National Convention in Cleveland

Rudder, Mike...The Baltimore & Ohio -Akron Division layout based on North East Ohio locations including Ravenna, Cuyahoga Falls, Akron Hill Yard, Akron Junction, and Akron Union Station during the 1950's -Steam to Diesel Transition. With EM-1s, Q-4's & Mikados .. HO Layout is 18 x 24 and scenery is just starting to be developed.

North Coast Limited Contests

Here is your opportunity to show off your modeling skills by bringing your models to the show models will be judged by these categories:

Peoples Choice

- o Locomotive
- o Car
- o Structure
- o Display
- o Train
- o Prototype Photo
- o Model Photo
- o Arts & Crafts Entry
- o Module

Photo Contest

- o Model Black & White Print
- o Model Color Print
- o Prototype Black & White Print
- o Prototype Color Print

Arts & Crafts Contest

- o Railroadiana
- o Needlework
- o General

Model Contest

- o Steam Locomotive
- o Diesel & Other Locomotive
- o Traction
- o Passenger Car
- o Freight Car
- o Caboose
- o Non-Revenue Car
- o Structure
- o Display

Module Contest

- o T-Trak Module
- o Other Module

Please also refer to **Contest Judges** on page 25.

continued on next page

North Coast Limited Contests continued

The People's Choice ballots will be in your registration packets and must be turned in by 5:00 p.m. Friday in the Contest Room.

A train is defined as a locomotive with one or more pieces of rolling stock and a tailend car, if applicable. Each train should be set up on track provided by the entrant. Each entrant will be limited to one train of six feet or less in length.

Contest will follow the NMRA guidelines which you can find on the NMRA website www.nmra.org. The judging of the Model Contest is conducted by teams of experienced judges using a point scoring system providing a grade between zero and 125 points. Five factors are judged including construction, conformity, detail, appearance, and scratch built. The final point score is the basis for award ranking. Attaining a point score of 87.5 points or more entitles the entrant to a Merit Award which counts towards Master Builder Certificates in the NMRA Achievement Program.

Please visit the NMRA Mid Central Region's website for all entry forms and regulations. Note that the Region does not use the National entry form.

Entries for the Model Contest will be accepted in the Contest Room at the following times:

Thursday, May 16 from 3 p.m. until 8:00 p.m.

Friday, May 17 from 9 a.m. until noon.

Entries may be viewed by all attendees during these times as well.

Judging will be performed on Friday, May 17 at 1:00 p.m. After the judging commences, entries are no longer accepted, the public can view the models, but may not talk to the judges. The contest room closes when judging is completed.

Meet the Modelers: Saturday 10:00 a.m. until Noon.

Entries should be picked up by the entrants on Saturday from Noon – 2:00 p.m.

The NMRA has held contests for many years at National and Regional Conventions as well as many Divisional Meets. The Judged Model Contest is typically considered the prime event. Visit the NMRA Contest Page for more information.

The MCR contest entry form can be found on the MCR website and also page 34. Judges Score Sheets may be found on the MCR website. Also refer to <https://www.nmra.org/contests> for further information.



Call for N-Scale T-TRAK Modules!

It's here! The call for N-Scale T-TRAK modules! It is for those N-Scale T-TRAK modelers who will be attending the North Coast Limited convention, hosted by The North Coast Division of the NMRA Mid Central Region. The convention will be at the Crowne Plaza Hotel in Middleburg Heights, Ohio from May 16-19, 2024.

Let Us Know You're Coming!

<https://forms.gle/RkKrdTWxcZetGDUR6>

Useful Links

NMRA Mid Central Region, North Coast Division

<https://www.div4.org/>

North Coast Limited Convention

<https://northcoastlimited2024.org/>

T-TRAK Information

<https://ntrak.org/T-TRAK-Home>

T-TRAK Wiki

<http://ttrak.wikidot.com/>

Questions

If you have any questions, please send an email to both Ramhog Shearer ramhog5@aol.com and Frank Trocchia ftrocchi@yahoo.com.

The T-Trak Preregistration Form can also be found at the end of this newsletter.

MCR 2024 NORTH COAST LIMITED YARD SALE INFORMATION, RULES AND FORM

Overview: All items at the Yard Sale are offered for sale “as-is”, and all sales are final. Cash or checks (with proper id) are accepted. Sorry, **No Credit Cards accepted**. There will be a 10% charge to the seller for each item sold that will go to the Host Division. The Host Division members will be present at all times to handle the registration, sales, and owner settlement for the Yard Sale.

Yard Sale Hours: Thursday May 16th from noon to 9:00 pm, Friday May 17th from 8:00 am to 9:00 pm and Saturday May 18th from 8:00 am until 3:00 pm. No items will be accepted after noon on Saturday. Yard Sale will be closed on Thursday from 5:00 pm until 6:00 pm for dinner. On Friday the Yard Sale will be closed noon to 1:00 pm for lunch and from 5:00 pm until 6:00 pm for dinner.

Item Sign-In and Sale Times: Sign-in and Yard Sale begins at noon on Thursday until 9:00 pm, 8:00 am to 9:00 pm on Friday, and from 8:00 am until 3:00 pm on Saturday. The Yard Sale item sheet must be completed before your items can be accepted. Completed required information must be supplied when checking in. All items will be signed in at the Yard Sale Staff Table. You will be given two dot stickers for each item for sale. One you will use for your initials and item number and the second for the asking price. Once your items are marked and checked in, they can be placed on one of the sale tables.

Sellers Payment: If a seller sells all of their items, they can request their payment at any time. All other payments will be made on Saturday from 3:00 pm to 4:00 pm. Sellers must pick up their items no later than 4:00 pm on Saturday in order to prepare the space for the banquet. **No exceptions.** Items not claimed will become property of the Host Division.

Yard Sale Form Preparation and Signature:

- 1.) Number each individual item or lot being sold as a set. The number will be the seller's initials followed by the item number. For example, ABC-1, ABC-2 etc. Next enter the item description followed by the asking price of the item for sale. Continue until all sale items are listed. Price items in whole dollars only.
- 2.) Hand written forms are discouraged if possible. Yard Sales Forms can be downloaded and filled out in advance. Bring two (2) copies of each of the prepared Yard Sale Forms to the convention, one is for the Yard Sale and one is for you. Paper copies of the Yard Sale Form will be available at the convention.
- 3.) After the Yard Sale is over, after you have been paid for items that sold, and after you have picked up your items that did not sell, you will sign the end of event statement on your Yard Sale Form.

Multiple Buyer Dispute: In the event two or more buyers begin arguing over any item, an instant silent auction will occur. A Host Division Yard Sale committee member will give each buyer a blank slip of paper. The buyers will write their highest bid for the item and their registration number, fold it and hand it to the Hosting Division committee member. The committee member shall open all bids received and announce the winner.

Payment: Buyers shall pay for all items before removing them from the Yard Sale Room. Payment may be by cash or check. **No credit cards will be accepted.** The amount to be paid will be the price set by the seller unless otherwise negotiated in person in the presence of the Yard Sale staff or by a Silent Auction Bid.

Settle Up: Settle up begins at 3:00 pm on Saturday and must be completed by 4:00 pm on Saturday. Sellers will receive 90% of the proceeds of their sold items, the Host Division will receive 10% to support the convention (rounded to the nearest whole dollar).

The seller must present their copy of the Yard Sale listing to retrieve their unsold items and to receive payment for sold items. Only the seller may pick up their items unless other arrangements are made ahead of time to the Yard Sale committee. Sellers who lose their Yard Sale sales sheet must provide proper identification and convention badge to retrieve their items.

Final Authority: All decisions, disputes, or need for clarification shall be the sole responsibility of the Chairman of the Yard Sale and shall be final.

Liability: Your signature on the Yard Sale item registration form releases the host convention committee members, officers, and convention facility from any and all liability for any or all loss or damages monetary or otherwise or other mishap that may happen to the therein described item(s). Any items abandoned at the end of the event shall become property of the Host Division. Your signature also confirms you have read and agree to the Yard Sale rules.



Berea Tower in Berea Ohio is close to the convention hotel (easy driving distance). The tower itself is closed (and off limits) but there is plenty of parking on Depot Street in the Depot Restaurant parking lot (unfortunately this restaurant also closed recently but the lot remains open). Trains from multiple directions run through this area. If you're a very early riser, you may see Amtrak going to or coming from Chicago- probably only if it's late, so how likely would that be?

Help Wanted

Conventions aren't like going to restaurant where there's a clear division between customer and worker. For a successful convention, a number of participants have to be both. Some people unfortunately think that they're only customers and also think that anyone doing work must really like being in that role. Uh, not necessarily - a lot of volunteers just understand what's required. Surprisingly, there are a handful of people at any convention who dedicate all their time toward work (and yes, they pay for registration and hotel, same as everyone else).

So OK, not looking for everyone to put in a Herculean effort, but please consider donating a couple of hours to make the convention better, and easier on other volunteers. Thanks.

Contest Judges

The Mid Central Region is fortunate to have a good number of members who are either currently qualified to be contest judges or have the potential and interest to become a judge. If you are already qualified, please lend your help on Friday afternoon. If you are interested in becoming a judge, attend the clinic for new judges. You will be paired with experienced judges on Friday afternoon for on-the-job training. Thanks (again).



2024 NMRA

NATIONAL CONVENTION



AUGUST 4 - 11



LONG BEACH, CA

WWW.SURFLINER2024.ORG

GET ON BOARD TODAY!



August 4 - 11, 2024

The Westin Long Beach

333 E. Ocean Blvd.

Long Beach, CA

Events

(MCR Convention and National appear elsewhere in this issue.)

Information copied “as is” from various sources. Not necessarily all-inclusive.

Double-check for cancellations and time changes before venturing forth.

March 9th - Division 7 Flea Market (see flier in this issue)

March 16th - Division 8 Show (see flier in this issue)

March 16th Railfest (Div 5) (see flier in this issue)



April 13, 2024

Div. 2 Jamboree

Community College of Allegheny County, Boyce Campus in Monroeville, PA

44th National Narrow Gauge Convention

September 11-14, 2024 — Pittsburgh, PA

www.44nngc.com



MODEL RAILROAD SPRING FLEA MARKET & TRADE SHOW

Sponsored by Cincinnati Division 7, NMRA, Inc.

www.cincy-div7.org/local-events

**Saturday, MARCH 9, 2024
10 AM to 3 PM**

LAKOTA WEST FRESHMAN CAMPUS

**5050 TYLERSVILLE ROAD
WEST CHESTER, OHIO 45069**

FEATURING LOCAL MODELERS & HOBBY DEALERS

\$7 Admission (Cash only, several ATMs off-site) – Kids 12 and under and Scouts in uniform free with accompanying paying adult – No animals allowed, except service dogs

All SCALES of Model Railroad Items, Videos and more!

Tables \$20 (2.5 x 8 ft) – Reservations: rhord@fuse.net

Don't miss this popular model train buy-sell event!

“A model railroad trade show”

This event will be operated under all local, state and federal health guidelines in effect at that time. Masks are currently optional. If recommended, hand sanitizer will be available at multiple locations. Subject to cancellation due to events beyond our control. See <https://cincy-div7.org/local-events> for last-minute information or changes.

TRAIN SHOW & SALE

OUR 34TH YEAR



SATURDAY MARCH 16, 2024 10:00 AM to 3:00 PM

HOLY FAMILY PARISH SAFFIN CENTER

3938 POPLAR LEVEL RD, LOUISVILLE, KY 40213

- MODEL TRAINS IN ALL SCALES
- OPERATING LAYOUTS AND DISPLAYS
- RETAIL SALES - OVER 100 DEALER TABLES
- MODEL RAILROAD EDUCATION
- JOIN THE NMRA - NATIONAL MODEL RAILROAD ASSOCIATION
- HOURLY DOOR PRIZES!
- GREAT FOOD & BEVERAGES
- FREE PARKING

\$6.00 PER PERSON – CHILDREN 12 AND UNDER FREE WITH AN ADULT

SPONSORED BY DIVISION 8 - MID CENTRAL REGION - NMRA

FOR MORE INFORMATION VISIT

WEBSITE: <http://div8-mcr-nmra.org>

ADVANCE TICKETS: <https://tinyurl.com/March2024TrainShowTickets>

ADVANCE TICKETS



DEALER INFORMATION

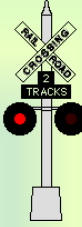


WEBSITE





RAILFEST 2024



Saturday and Sunday

March 16 & 17, 2024

10 am to 4 pm

New & Collectable

Located at:

Lakeland Community College

7700 Clocktower Dr.
Kirtland, Ohio 44094

State Rt. 306 at Interstate 90 – exit 193



Use the Luck of the Irish and find your Pot of Gold filled with your Train Treas-



Operating Layouts

N Scale Layouts
(LENS)

O Gauge layout
(Mod-Squad)

S Scale & American Flyer
(Cuyahoga Valley S Gauge Association)

Lionel O Gauge
LGB G Gauge

Live Steam Display
(Lake Shore Live Steam)

For Information Write:

NMRA MCR Division 5
PO Box 5081
Mentor, Ohio 44060

Phone: (440) 357- 8890
Phone: (216) 470 - 5780

Email: railfest@mcr5.org

Admission \$9.00

Two Day Pass \$14.00

Family (couples) \$14.00

Family (max) \$16.00

(2 Adults with Children under 18)

Food Service Available at reasonable prices

Features

Dealers

RR Flea market

Exhibitors

Operating Layouts

Video Tapes
Historical Displays
Train Ride Info

Test Track Available

ATM



Free Parking

Free Shuttle Bus
9:30am – 4:30pm

Presented by

National Model Railroad Association

MCR – Division 5 Event

Since 1987 at Lakeland

Visit us at www.railfest.org

Facebook at www.facebook.com/RailfestTrainshow

Largest continuous running two day train show in OHIO!



Remarkable Lake County, OH

THE NEWS-HERALD
www.News-Herald.com

Editor's Notes

This is my last issue as editor. I'm not a ball of fire when it comes to these things but more of a "keep the fire burning" type of guy. Very hopefully the next editor will be the ball of fire type but I know we'll all be happy if it continues to be a steady fire burning situation. As far as people I want to thank, please look at the list of officers, both current and those over the past five or so years. I'm also stepping down (not running for reelection) as Division 4 Assistant Superintendent, so I'm looking forward to what appears to be my second retirement! I do intend to submit photos and maybe even write for NMRA publications for ...well you know, forever.

I'm currently involved in the upcoming Regional convention in three jobs (Editor, Asst. Super and Committee Member). Jerry Krueger ran the 2014 National, so I expect this one to be a good one. Jerry provided the bulk of convention material in this issue, and did so as an accountant during tax season!

If you like layout tours, I urge you to visit as many as possible during the convention. As almost a happy coincidence, Sunday morning and afternoon will feature a ring of layout locations fairly close to the hotel (and nearby Interstates for your area departure).

If anybody's keeping score, the Long Beach National will be the first National I'm going to miss since before Milwaukee in 2010. Judging by the amount of effort their committee put in to presentation at last year's National, I'm sure it'll be a very good convention.

Dave Williams

MCR CONTACTS

MCR President

David Neff
president@midcentral-region-nmra.org
440-269-1229

MCR Vice President:

Jerry Doyle
vp@midcentral-region-nmra.org
304-638-2826

MCR Secretary:

Bruce DeMaeyer
secretary@midcentral-region-nmra.org

MCR Treasurer:

John Shields
treasurer@midcentral-region-nmra.org

Achievement Program:

Frank Koch
achievement@midcentral-region-nmra.org
513-732-6208

Contest:

Susan Werner MMR®
contest@midcentral-region-nmra.org

Education:

Steve Zapatowski MMR®

Membership:

Paul Novak
membership@midcentral-region-nmra.org
440-235-2620

Special Projects:

Dick Briggs, MMR®
projects@midcentral-region-nmra.org
614-277-0314

Webmaster:

Donald Wilke
webmaster@midcentral-region-nmra.org
614-846-2558

Kingpin Editor:

Dave Williams
davidwilliams480@gmail.com
440-838-4996



Mid Central Region, NMRA, Inc. CONTEST ENTRY FORM

MCR Form #901 Revised 3/4/2020.
All previous form are obsolete.



Please Print All Information

ENTRANT/MODELER _____		Entry No. _____	(Official Use Only)
Name _____	Region/Division _____	---- NMRA # _____	
Address _____	City _____	State _____ Zip Code ____-____	
Phone (____) ____ - _____	Email _____		
Name of Entry (Model, Photo, etc.) _____			

NON-JUDGED _____

Model Photo Arts & Crafts Module: T-TRAK Other Modules

JUDGED CONTEST _____

<p>MODEL CONTEST</p> <p><input type="checkbox"/> Steam Locomotive</p> <p><input type="checkbox"/> Diesel & Other Locomotive</p> <p><input type="checkbox"/> Traction</p> <p><input type="checkbox"/> Passenger Car</p> <p><input type="checkbox"/> Freight Car</p> <p><input type="checkbox"/> Caboose</p> <p><input type="checkbox"/> Non-Revenue Car</p> <p><input type="checkbox"/> Structure</p> <p><input type="checkbox"/> Display</p>	<p>PHOTO CONTEST</p> <p><input type="checkbox"/> Model, B&W Print</p> <p><input type="checkbox"/> Model, Color Print</p> <p><input type="checkbox"/> Prototype, B&W Print</p> <p><input type="checkbox"/> Prototype, Color Print</p>	<p>ARTS & CRAFTS</p> <p><input type="checkbox"/> General</p> <p><input type="checkbox"/> Needlework</p> <p><input type="checkbox"/> Railroadiana MODULE CONTEST</p> <p><input type="checkbox"/> T-Trak</p> <p><input type="checkbox"/> Other {N Track, Free Mo, ...}</p> <p><input type="checkbox"/> Part of Group Entry (All modules in a group entry must carry the same entry number)</p>
---	---	--

- CONDITIONS OF ENTRY** _____
1. First place or Gold Award winners from previous NMRA National Contests are not eligible.
 2. This Entry Form (# 901) must be completed for all entries. Judge's Score Sheets (# 902 for Model Contest, # 903 for Module Contest, and # 905 for Arts and Crafts) must also be completed for each entry.
 3. Supplemental information, including plans, photos and other supporting documentation may be submitted. This should be organized in order by judging factor (Construction, Detail, Conformity, Finish & Lettering and Scratchbuilt). However, judges are under no obligation to review this material, and the Contest Manager may limit this information.
 4. The Contest Manager reserves the right to determine how to display entries. Removal of entries from the Contest Room without approval of the Contest Manager and presentation of the claim check is prohibited.
 5. All entries must have a declared value. (See below.)
 6. After filling out this Entry Form and the Judge's Score Sheet, if applicable, return both to the Contest Staff who will provide an Entry no. for the Entry Form, Judges Scoring Sheet, Claim Check and Entry Identification Tag. Place entry with Identification Tag attached in the designated location. Retain the Claim Check, which must be signed and presented to pick up the entry at the end of the contest.
 7. I hereby certify that this entry is entirely my/our own work or that the original exposure was made by me. I also hereby release the NMRA and all persons connected with this Contest from any liability due to damage to or loss of the entry greater than that covered by the NMRA insurance coverage.
 8. I hereby grant the NMRA photo reproduction rights for publication of this entry in *NMRA Magazine* or any other publication of the NMRA, its Regions, or Divisions.

Entrant/Modeler Signature _____	ENTRY VALUE
Proxy Signature _____	



Mid Central Region, NMRA, Inc. T-TRAK Participant Preregistration Form



MCR Form #803 Revised 12/01/2018.
All previous form are obsolete.

Please Print All Information

ENTRANT/MODELER _____	
Name _____	Region/Division _____ ---- NMRA # _____
Address _____	City _____ State _____ Zip Code ____ - ____
Phone (____) ____ - _____	Email _____

MODULE INFORMATION

Qty	Module Type <small>(Single, Double, OS Corner, IS Corner, etc)</small>	Requirements <small>(Arranged as a set)</small>	Length <small>(Feet)</small>	Sky Board <small>(Y/N)</small>	Track Drop <small>(Kato, Power pole, Other, None)</small>	Wiring <small>(BWWB, BWBW, None)</small>	Module Name and Scene Style
3 2	Double Triple	Yes	12'	No	Kato	BWWB	This is an example <small>(Arranged as a set)</small>

If your modules must be arranged, either together, or in a particular arrangement/order, please include a diagram and photo with your participation form.

